



Assembly shown with extended length flow sensor installed.

The Signet 3519 Flow Wet-Tap Valve serves as a unique interface between the installation fitting and the wet-tap style Signet 515 or 2536 Rotor-X flow sensor. It provides a fast method of removing the sensor from the pipe under specified operating pressures. The PVC and stainless steel design of the Wet-Tap makes it resistant to corrosion and chemical attack by acids, alkalies, salt, and a number of other harsh chemicals.

The Signet 3519 Wet-Tap Valve mounts directly onto standard Signet installation fittings. The 3519 Wet-Tap consists of a flange and support plate that threads onto the pipe fitting insert, and a PVC ball valve through which an extended length sensor is inserted into the pipe.

Features

- Allows sensor removal without process shutdown
- Pressure release valve for safe sensor removal
- Dual safety lanyards
- Rugged corrosion-resistant PVC construction and stainless steel hardware
- Compatible with Signet 515 or 2536 Rotor-X Wet-Tap Flow Sensors
- Eliminates process downtime



Applications

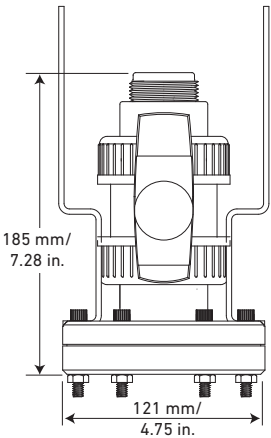
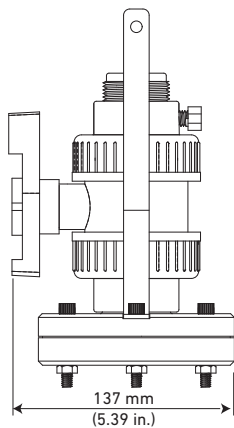
- Filtration Systems
- Chemical Production
- Pump Protection
- Scrubbers
- Water Distribution
- Effluent Totalization
- Process Cooling Loops

Specifications

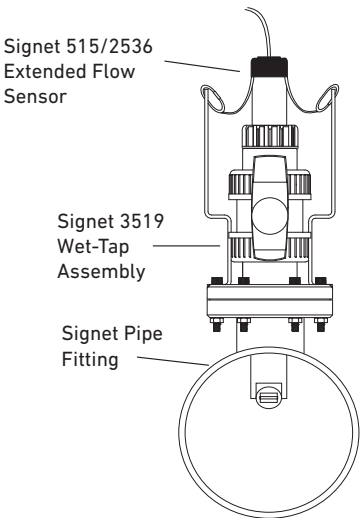
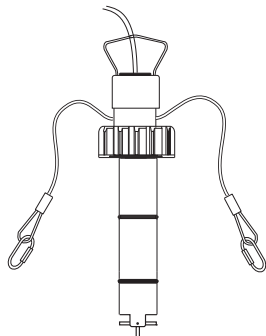
General		
Body	PVC	
Ball Seats	PTFE	
O-Rings	FKM (std) or EPDM (EPDM) also available, contact factory	
Hardware	303 SS (brackets), 18/8 SS (nuts & bolts)	
Max. Temperature/Pressure Rating		
	7 bar max. @ 20 °C	100 psi max. @ 68 °F
	1.4 bar max. @ 66 °C	20 psi max. @ 150 °F
Wet-Tap Maximum Installation/Removal Rating		
	1.7 bar @ 22 °C	25 psi @ 72 °F
Shipping Weight		
	1.3 kg	2.86 lb
Standards and Approvals		
	CE, FCC	
	Manufactured under ISO 9001 for Quality and ISO 14001 for Environmental Management and OHSAS 18001 for Occupational Health and Safety	

See Temperature and Pressure graphs for more information.








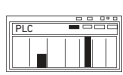
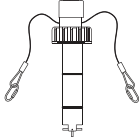
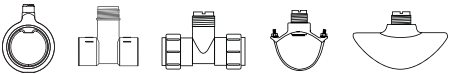
Dimensions



Model 515 or 2536 Wet-Tap Sensor



System Overview

Panel Mount	Pipe, Tank, Wall Mount	Automation System
Signet Instruments 8150 8900 9900 9900-1BC 9950	Signet Instruments 8150 9900 with 3-8050 Universal Mount Kit 9900-1P 9900-1BC with Rear Enclosure	0486 Profibus Concentrator and Customer Supplied Programmable Logic Controller or Programmable Automation Controller
 OR 	 +  OR  + 	
Signet Wet-Tap Flow Sensor 515 2536	Signet 3519 Wet-Tap Valve	
		
Signet Fittings		

All sold separately

*See Fittings section for more information.

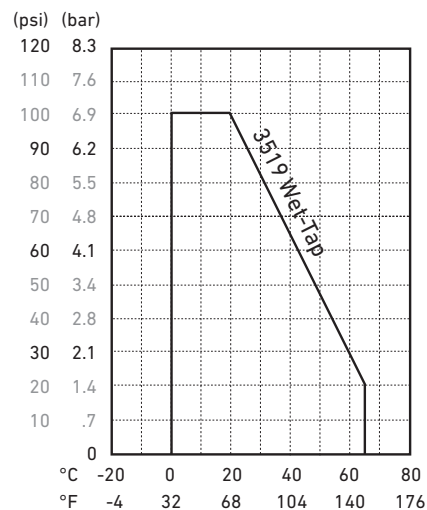
Application Tips

- Once installed, sensor insertion and removal can be performed without process shutdown; see installation/removal pressure specifications page.
- Use the Conduit Adapter Kit in outdoor environments. See Accessories section.
- For liquids containing ferrous particles, use Signet Magmeters.
- Use sensors with sleeved rotors in abrasive liquids to reduce wear.
- For systems with components of more than one material, maximum temperature and pressure specifications must always be referenced to the component with the lowest rating.

Temperature/Pressure Graphs

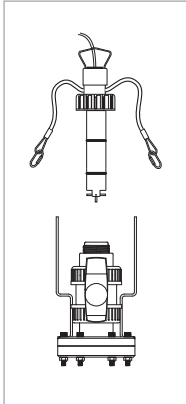
Note:

The pressure/temperature graphs are specifically for the Signet sensor. During system design the specifications of all components must be considered. In the case of a metal piping system, a plastic sensor will reduce the system specification. When using a PVDF sensor in a PVC piping system, the fitting will reduce the system specification.



Please refer to Wiring, Installation, and Accessories sections for more information.

Ordering Information



Mfr. Part No.	Code	Flow Range
3-3519	159 000 757	Wet-Tap Valve only for 515 and 2536 Wet-Tap flow sensors
for ½ to 4 inch pipes (15-100 mm)		
P51530-P3*	198 840 310	Polypro extended length paddlewheel sensor
3-2536-P3**	159 000 758	Polypro extended length low flow paddlewheel sensor
for 5 to 8 inch pipes (125-200 mm)		
P51530-P4*	198 840 311	Polypro extended length paddlewheel sensor
3-2536-P4**	159 000 759	Polypro extended length low flow paddlewheel sensor
for 10 to 36 inch pipes (250 mm and up)		
P51530-P5*	198 840 312	Polypro extended length paddlewheel sensor
3-2536-P5**	159 000 760	Polypro extended length low flow paddlewheel sensor

Ordering Notes

- 1) *See model 515 data sheet for sensor specifications.
- 2) **See model 2536 data sheet for sensor specifications.
- 3) Models 515 and 2536 Wet-Tap sensors are ordered separately.