

# Switch-Tek

TM

## Optic Leak Detection Switch

### Features

- ✓ 1A relay selectable NO or NC via power supply wiring polarity
- ✓ Fail-safe sensor inverts wet to alert user for proactive maintenance

### Specifications

Orientation:	Universal
Accuracy:	± 1 mm in water
Repeatability:	± 0.5 mm in water
Supply voltage:	12-36 VDC
Consumption:	25 mA maximum
Contact type:	(1) SPST relay
Contact rating:	60 VA
Contact output:	Selectable NO/NC
Process temp.:	F: -40° to 176° C: -40° to 80°
Pressure:	150 psi (10 bar) @ 25° C., derated @ 1.667 psi (.113 bar) per °C. above 25° C.
Sensor rating:	NEMA 6 (IP68): PP NEMA 4X (IP65): PFA
Sensor material:	1__5: PP 2__5: PFA
Cable jacket mat.:	1__5: PP 2__5: PFA
Cable type:	4-conductor, #22 AWG (shielded)
Cable length:	Standard: 10' (3m) Special order: 25' (7.6m) or 50' (15.2m)
Process mount:	3/4" NPT (3/4" G / Rp)
Mount. gasket:	Viton® (G version only)
Classification:	General purpose
CE compliance:	EN 61326 EMC EN 61010-1 safety



### Description

The general purpose optic switch is a great choice for leak detection in and around secondary containment sumps, tanks and pipes. The sensor can be applied in a broad range of chemical solutions. Media examples include chlorine, deionized water and chromic acid. The sensor is universally mounted within the interstitial space of the vessel, and is compatible with the MicroPoint indicator.

### Switch-Tek Ordering

LO10-5

#### Sensor material

- 1 PP
- 2 PFA

#### Sensor length

- 3 Short
- 4 Long

#### Process mount (1) (2)

- 0 3/4" NPT (US)
- 2 3/4" G / Rp (Metric)

#### Ordering Notes

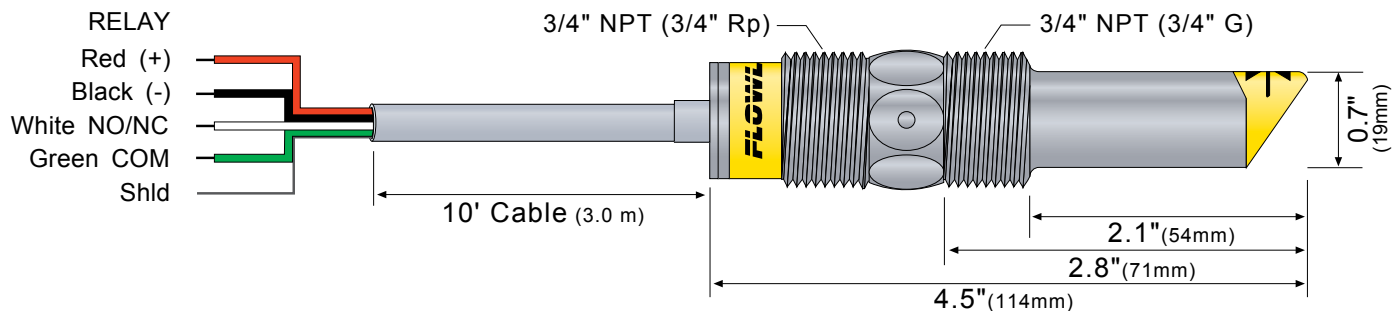
- 1) The short Metric sensor is offered with conical Rp threads on both sides of the wrench flat. The long Metric sensor is offered with straight G threads on the sensing side and conical Rp threads on the cable side of the wrench flat.
- 2) The straight G thread version seals with an included Viton® mounting gasket.

**FLOWLINE**

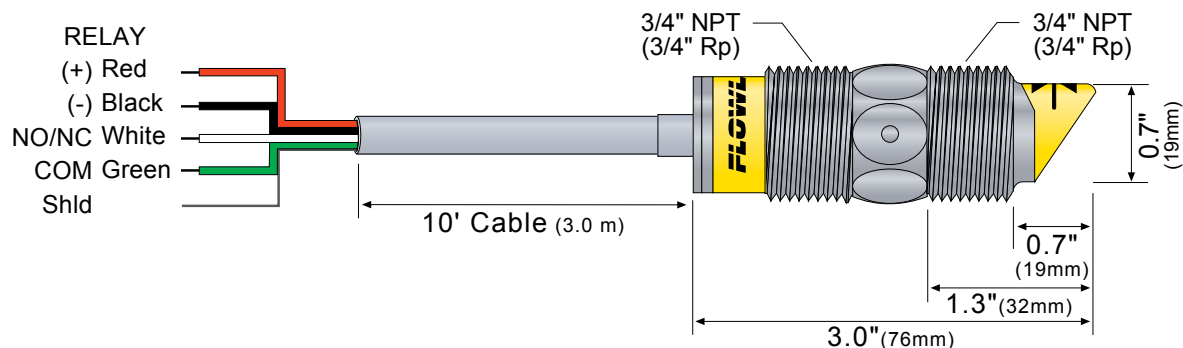
# Switch-Tek

## Optic Leak Detection Switch

### LO10-4\_5 Dimensions

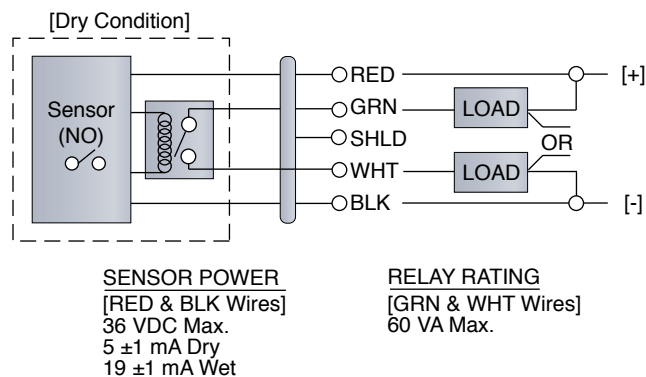


### LO10-3\_5 Dimensions

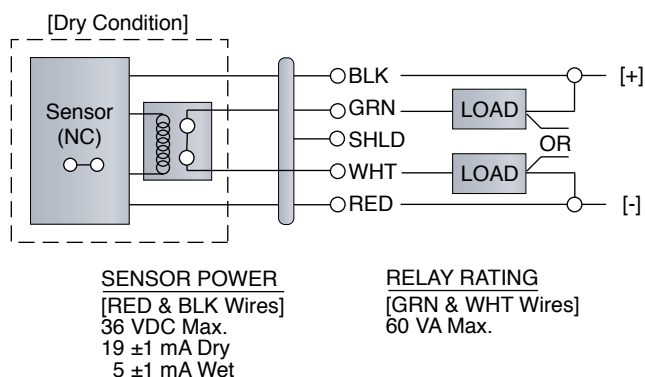


Specifications are subject to change without notice.

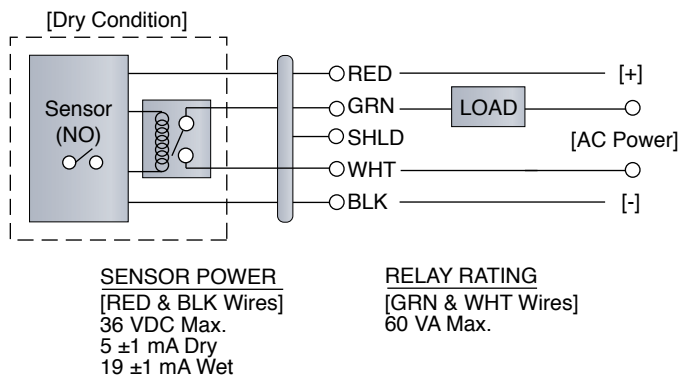
### NO Output - DC Powered Load



### NC Output - DC Powered Load



### NO Output - AC Powered Load



### NC Output - AC Powered Load

